



The Duck's Favorite Words and Actions

Domain:


- Reading and Language

Goals:

- Child will identify words found in the story using objects from the story.
- Child will blend sounds orally to make words or syllables.
- Child will identify ending sounds in words.
- Child will match words from the story with the same beginning sounds.
- Child will identify beginning sounds in words.

Materials:

- *The Duck's Favorite Words and Actions* cards pp. 77-80
- card stock or durable paper
- color CD
- scissors
- lamination (optional)
- *One Duck Stuck* storybook



Instructions:

- Print *The Duck's Favorite Words and Object* cards.
- Cut out *The Duck's Favorite Words and Objects* cards. The teacher can choose to laminate for durability.
- Choose one of the cards and have a child identify the first letter of the word and its sound. Also have the child identify the last letter of the word and its sound.
- Read the word, pointing out the letters blending the phonemic sounds.
- Encourage child to imitate process.
- Read the story and encourage child to find the word in print.


Suggestions:



- Use only a few words when children are just beginning to recognize letters and words. Choose the words that are the shortest and easiest to sound out (fish).

- Sort words that begin with the same letter.
- Sort words that end the same.
- Count the number of letters in each word.
- Group the words that have the same number of letters.
- Let children determine which word is the longest with the most letters, and which word is the shortest with the fewest letters.
- Practice adding an "s" with the children, indicating a plural ending.
- Picture cues may be folded back or cut off cards if not needed.
- Picture cues may be cut off and a matching game may be created by encouraging the child to match the picture with the correct word.
- Use these cards to label objects in your classroom. On large chart paper, write out the key phrases in the story. Model pointing to the words as you are reading with the children. Model pointing to the text, moving your finger left to right.



Favorite Words and Actions




duck		stuck
fish		splish




Duck's Favorite Words and Actions

duck




stuck

fish



spish,
spish

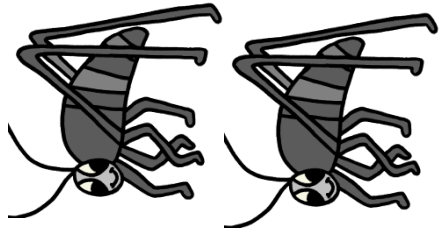
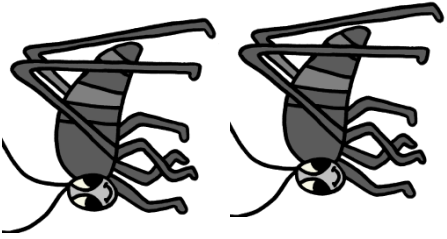
moose



clomp,
clomp

Duck's Favorite Words and Actions

crickets



pleep,
pleep

frogs



plop,
plop

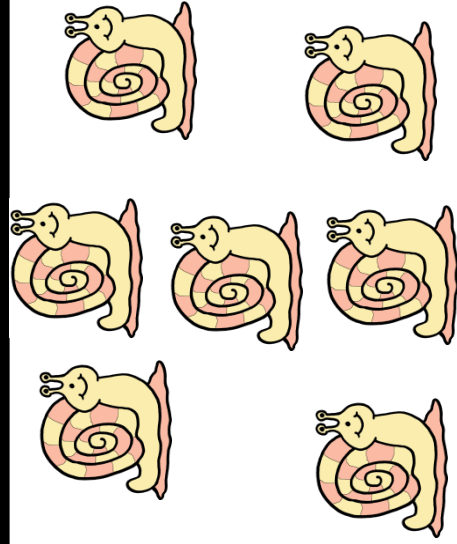
skunks



plunk,
plunk

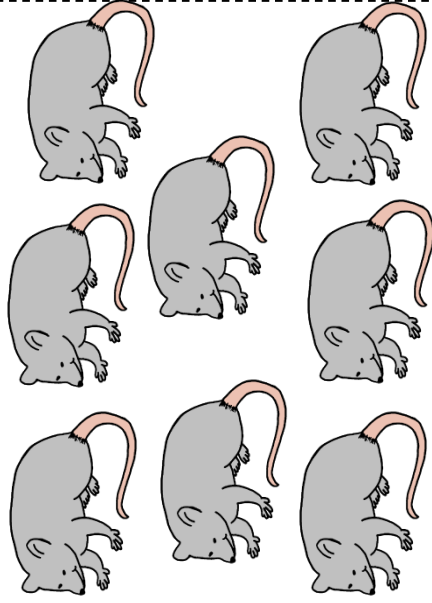
Duck's Favorite Words and Actions

snails




sloosh,
sloosh

possums



slosh,
slosh

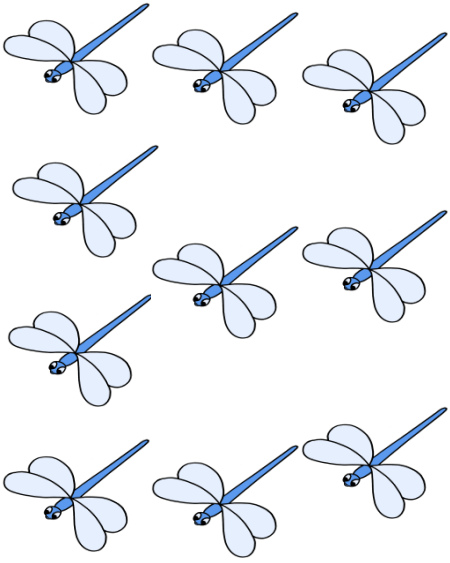
snakes



slink,
slink

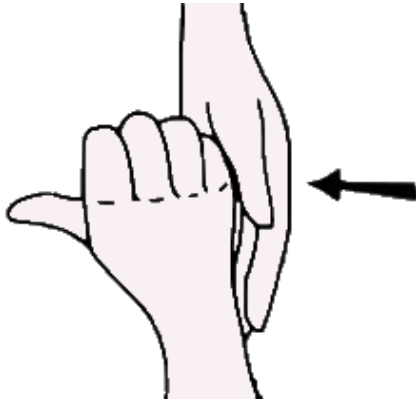
Duck's Favorite Words and Actions

dragonflies




zing,
zing

Help!
Help!



Who can
help?

We
can!



We
can!