

Little Old Lady Who Was Not Afraid of Anything Picture Book



Domain:

- Language, Cognitive, Fine Motor

Objectives:

- Child will repeat familiar words or phrases from the story.
- Child will identify objects and character from the story.
- Child will assemble individual booklet.
- Child will color objects.

Materials:

- *The Little Old Lady Who Was Not Afraid of Anything* reproducible pages
- Markers or crayons
- Stapler



Instructions:

- Teacher will repeatedly read original version of *The Little Old Lady Who Was Not Afraid of Anything* until the children are familiar with the story.
- Teacher will copy *The Little Old Lady Who Was Not Afraid of Anything* reproducible pages. (one copy for each child)
- Teacher will assemble sample book.
- Teacher will familiarize children with concepts of print.
- Allow children to color characters and objects.
- Assist child to assemble picture book.
- Practice identifying objects and repeating familiar words and phrases before sending the picture book home with the child.

Suggestions

- Teacher may choose to enlarge sample book or present book in flipchart style.

One afternoon the Little Old Lady went for a walk.

Suddenly she stopped!



9




8



Right in the middle of the path were...

1




CLOMP, CLOMP,

2




BOO, BOO

7



NOD, NOD

6



WIGGLE, WIGGLE

3



SHAKE, SHAKE

4



CLAP, CLAP

5