

What Comes Next? Complete the Pattern



Domain:

- Cognitive, Language, Fine Motor

Objectives:

- Child will identify objects and animals.
- Child will recognize repeating pattern.
- Child will identify the next object in the pattern.
- Child will cut squares.
- Child will paste appropriate animal or object to complete pattern.

Materials:

- *What Comes Next?* reproducible page
- scissors
- glue




Instructions:

- Teacher will copy *What Comes Next?* reproducible page.
- Teacher will cut the rectangular strip of three patterning choices from the bottom of the page.
- Teacher will review patterning concepts with children.
- Child will cut along dotted straight lines on rectangular strip creating 3 squares with patterning choices.
- Child will select the correct object or animal to complete the patterns in each row.




Suggestions:

- For younger children, present only one row of patterns at a time. (Fold or cut the paper to reveal only one or two rows as necessary.)
- Precut squares for children with limited fine motor skills.






What Comes Next?

Complete the Pattern



Can you complete the pattern?







What Comes Next?



Can you complete the pattern?

What Comes Next?



Can you complete the pattern?

