


Matching Mama and Baby



Domain:

- Cognitive, Language, Fine Motor

Objectives:

- Child will match baby animal with its mother.
- Child will name baby and mother animals.
- Child will paste matching baby animal below the mother.

Materials:



- *Matching Mama and Babies* reproducible pages
- *Matching Mama and Babies* reproducible pages
- *Mama and Baby Story Telling Cards* found on pg. 19- 26
- Glue
- Scissors

Instructions:





- Teacher will review *Mama and Baby* animals with children using the *Mama and Baby Story Telling Cards*.
- Teacher will copy *Matching Mama and Babies* reproducible pages.
- Cut apart baby animal strips from cutting grid.
- Depending on child's ability, teacher or student will cut on dotted lines to separate animal squares.
- Student will identify mother animal.
- Student will find its baby.
- Student will identify baby animal.
- Student will match baby and mother by pasting the appropriate baby animal below its mother.

Suggestions:



- Students may choose to color animals after completing the activity.






Matching Mama and Baby



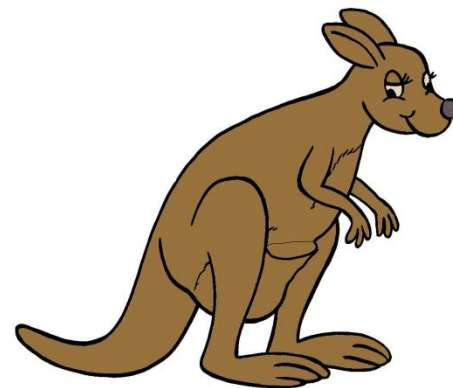





Matching Mamas and Baby



Matching Mamas and Baby

Cutting Grid



Matching Mamas and Baby

Cutting Grid

