






How can I use "Read It Once Again" units with older children?




Our color CD allows you to make changes on our graphic images. Using the "WORD" format feature, you can:

Add object words. 

Add shape words. 

Add color words. 

Add number words. 

Create sentence strips. 

Increase the number of objects to be counted or sorted to any number you desire.



Using our color CD, choose the WORD format. You may manipulate our graphics by simply right-clicking on the object you want to select. After right clicking, you may copy and paste that graphic onto a new page. You may use a text box or "Word Art" to insert words or numbers.

Extending the Story:

Choose our "Classic" story units such as *The Three Bears*, *The Three Pigs*, *The Gingerbread Man*, *Three Billy Goat's Gruff*, *Over in the Meadow*, or *The Little Red Hen* for your thematic unit. After your students are familiar with our version of the story, read other versions of the same story by different authors. Compare and contrast illustrations, text, characters and other nuances.

At the end of the Language section in every unit is an "Additional Reading" List. For these classic stories you will find a list of the same titles by different authors. Your local librarian can assist you in locating the books on our list as well as many others!