

Who, What, and Where?
Levels 1 and 2

Domain:

- Language, Cognitive, Fine Motor



Objectives:

- Child will identify objects and characters on work page.
- Child will answer who, what and where questions.
- Child will use fine motor skills to mark the correct answer.

Materials:

- *Who, What, and Where?* work pages
- marker, crayon, or primary pencil
- *The Tale of Peter Rabbit* storybook



Instructions:

(Level 1)

- Read *The Tale of Peter Rabbit*. After children are familiar with the characters and objects in the story, use the *Who, What, and Where* questions from the following work pages for discussion. Use the story illustrations to provide visual cues for the answers. Questions can also be answered using the objects and characters found in the sequencing and memory card activities found on pages 20-32 and 36-42.

(Level 2)

- Teacher will copy *Who, What and Where?* reproducible pages.
- Teacher will help child to identify objects and characters pictured on the work page.
- Teacher will read questions and help child to determine the correct answer.
- Child will point, mark or color correct object for each question.




These written instructions are not included on the colored CD. Colored CD's contain graphics only.

Who, What, Where?

Name _____

Who ate lettuce, French beans, radishes and parsley?



What did old Mrs. Rabbit buy at the baker's?



Where did Peter hide while he was in the tool shed?



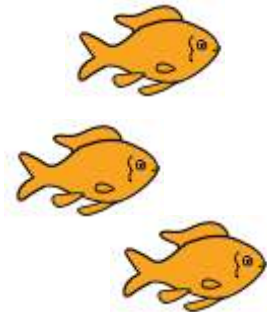

Who, What, Where?

Name _____

Who ran after Peter and said, "Stop thief"?



What was the cat looking at in the pond?




Where did Peter live?



Who, What, Where?

Name _____

Who had blackberries for supper?



What did Mr. McGregor make with Peter's clothes?



Where did Peter go while his sister's picked blackberries?



