

Craft Stick Puppets



Domain:

- Language, Socialization

Objectives:

- Child will identify characters.
- Child will use puppets as supplemental props for the story.

Materials:



- *Craft Sticks Puppets* reproducible page
- construction paper
- craft sticks
- stapler


Instructions:

- Teacher will copy and cut a set of characters for each child.
- Teacher will present characters to child and review characters by name.
- Assist child to select and count six craft sticks.
- Teacher will staple one character on each stick.
- Allow children to use puppets to participate during story time.



Suggestions:

- Label craft stick with child's name on one side and character's name on the other side. This allows parents to reinforce language at home as well.
To reinforce fine motor skills you may prefer to reproduce characters on white construction paper and allow the children to creatively color each one.
- Children with advanced cutting skills should be allowed to cut their own characters.





Craft Stick
Puppets



Craft Stick
Puppets