

Two Little Blackbirds

Rhyme

Craft Stick Puppets



Domain:


- Language

Objectives:

- Child will repeat familiar rhyming words and phrases.
- Child will identify characters from story.
- Child will use puppets as supplemental props for the story.

Materials:

- *Craft Stick Puppets* reproducible page
- Black construction paper
- Black feathers
- Glue
- Craft sticks
- Stapler
- *Two Little Blackbirds* rhyme



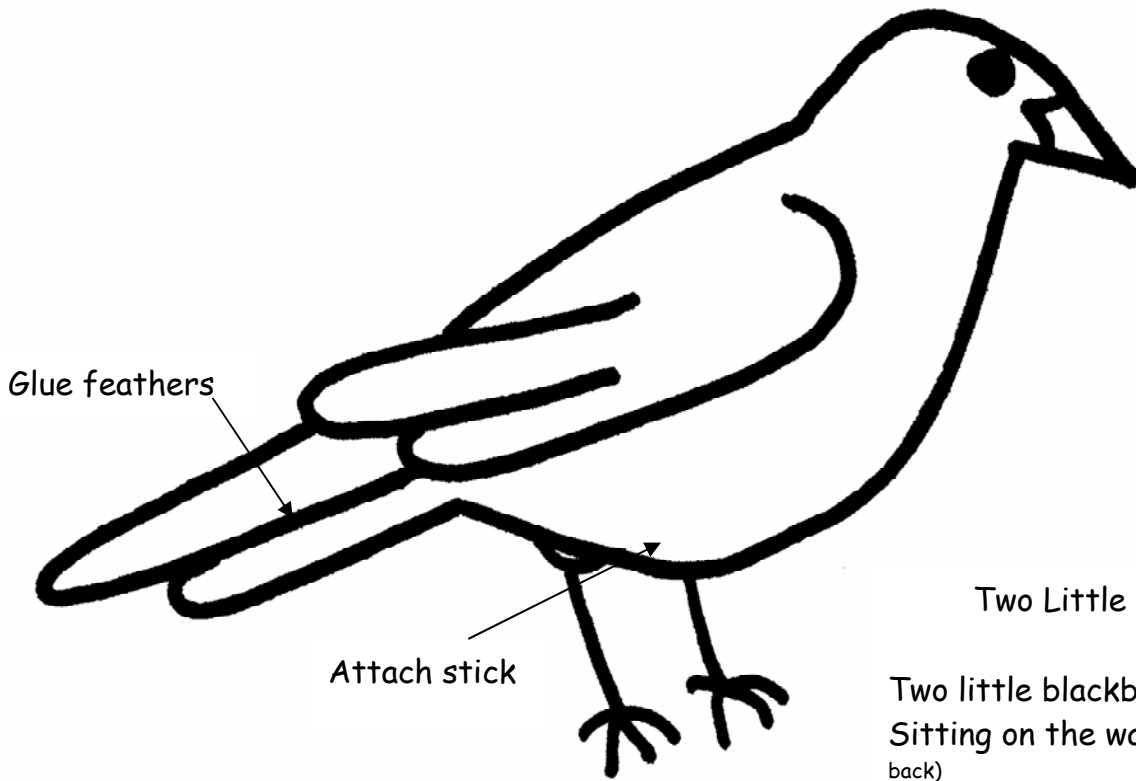
Instructions:

- Teacher will copy and cut two blackbirds for each child.
- Recite *Two Little Blackbirds* and encourage the children to repeat words and phrases until they become familiar with the rhyme.
- Assist child to select and count two craft sticks.
- Teacher will staple (or glue) one bird on each stick.
- Give each child two black feathers.
- Help them squeeze a bead of glue on the tail of the paper bird and press the feather into the glue. Allow the glue to dry before using the puppet.
- Repeat *Two Little Blackbirds* using the craft stick puppets to act out the rhyme.

Suggestions:


- Label craft stick with child's name on one side and character's name on the other side. This allows parents to reinforce language at home as well.
- Children with advanced cutting skills should be allowed to cut their own blackbirds.
- Send a copy of the rhyme home with the craft stick puppets so that parents can recite the rhyme with their child.

Two Little Blackbirds



Two Little Blackbirds

Two little blackbirds
Sitting on the wall.(birds behind your back)
One named Peter, (Bring out one bird)
The other named Paul.(bring out other bird.)
Fly away, Peter. (One bird behind back)
Fly away Paul.(Other bird behind back)



Come back, Peter! (Bring out one bird)
Come back, Paul! (bring out other bird.)