


Rainbow Color Matching



Domain:

- Fine Motor, Cognitive

Objectives:

- Child will use pincer grip to pick up small objects.
- Child will paste small objects onto paper.
- Child will match colors.
- Child will identify colors.


Materials:

- Small colored objects. Suggested materials to use:
 - Dyed pasta
 - Froot Loops
 - Rainbow colored regular or tissue paper in ½ inch pieces.
- Glue
- *Rainbow Color Matching* reproducible page
- Colored Markers (colors of the rainbow)



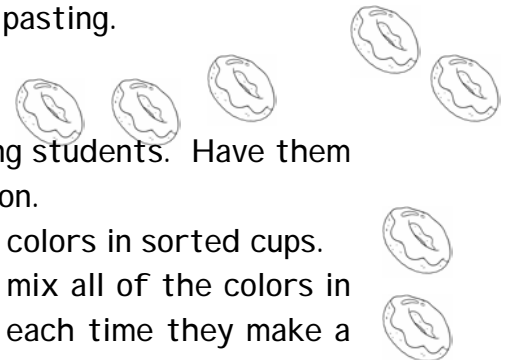
Instructions:

- Copy one *Rainbow Color Matching* pattern for each child.
- Use appropriate colored marker to make at least one stripe down the middle of each row on the rainbow pattern.
- Provide colored objects of your choice.
- Instruct children to select a colored object.
- Have them match it to the color stripe and paste it onto the paper.
- Ask them to identify the colors as they are pasting.



Suggestions:

- Present only one color at a time for beginning students. Have them fill the red stripe, then the orange... and so on.
- Give more advanced students several of the colors in sorted cups.
- To make the activity especially challenging, mix all of the colors in one bowl and have children sort and match each time they make a selection.
- Dyed Pasta or Froot Loops can also be sorted and strung on yarn or ribbon to create rainbow necklaces.



Rainbow Color Matching

Name _____

