


Shape Train



Domain:


- Fine Motor, Cognitive, Language

Objectives

- Child will match and paste shapes to create a train.
- Child will identify shapes before pasting.
- Child will identify colors.
- Child will identify object as a train engine.

Materials:

- *Shape Train* work page and reproducible page
- Colored construction paper
- Glue
- Scissors (for children optional)



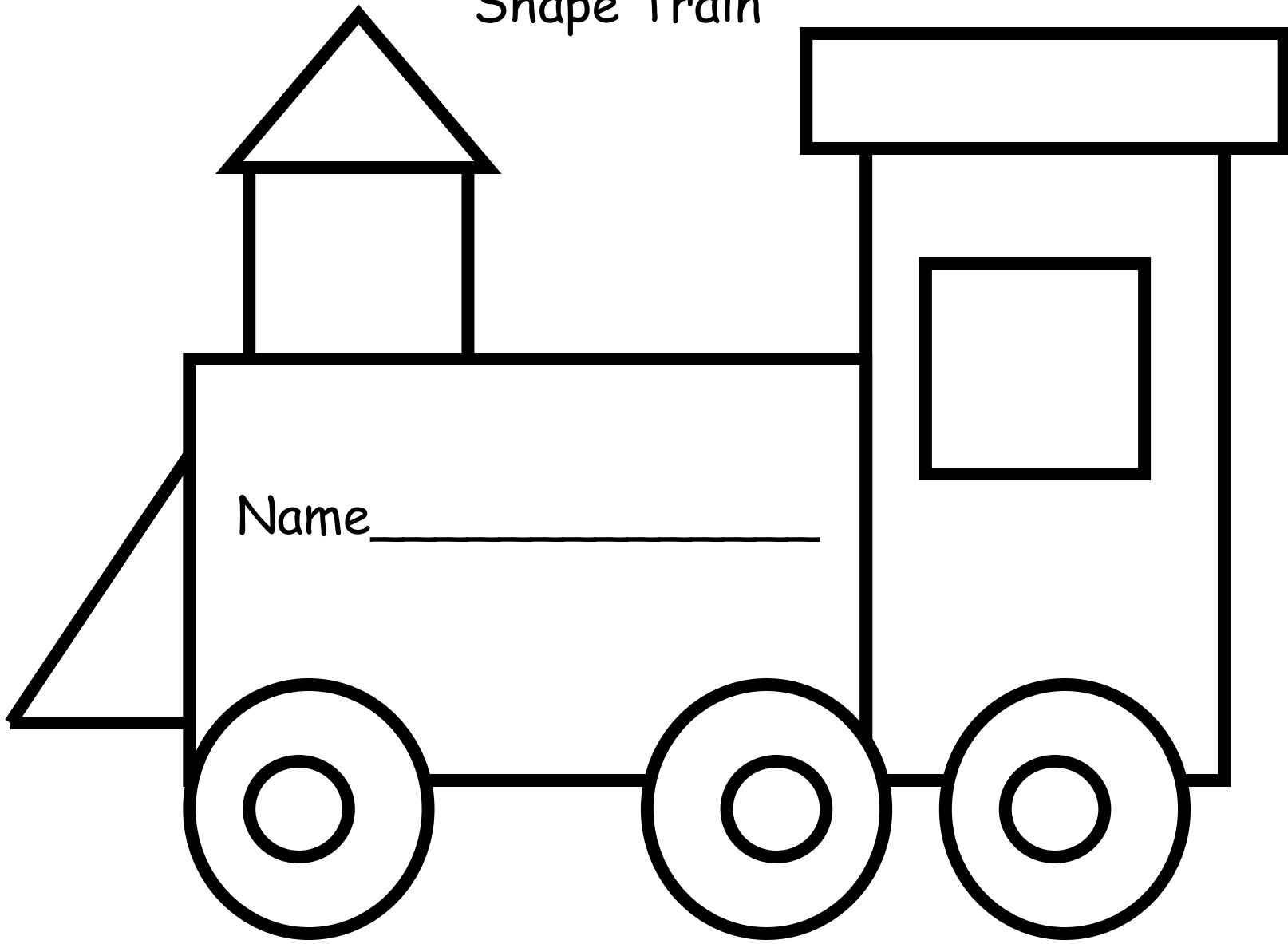
Instructions:





- Copy one *Shape Train* work page on white paper
- Copy one *Shape Train* reproducible page (with shapes) on colored construction paper for each child.
- Pre cut shapes for young children or those with limited cutting skills.
- Discuss the different shapes (circle, square, triangle, rectangle) pictured in the train.
- Demonstrate how to match the precut shapes to the shapes on the work page to create a train.
- Give students precut shapes and have them match their colored shapes to those on the work page.
- Instruct children to paste shapes onto paper.
- Help children to identify the color(s) of the shapes and train.

Suggestions:

- Give young children just one shape at a time to match and paste onto the work page.
- Encourage older children to cut their own shapes from the reproducible page.

Shape Train





Shape
Train

