



## Watermelon Seed Match Count the Seeds

Children begin to experiment with and use numbers and counting in their play.

### Domain:

- Cognitive, Language

### Objectives:

- Child will demonstrate number concepts to ten.
- Child will by rote count to ten.
- Child will match watermelons according to number of seeds.
- Child will count seeds with one to one correspondence.

### Materials:

- *Watermelon Seed Match* reproducible pages



### Instructions:



- Teacher will make two copies of each *Watermelon Seed Match* page.
- Teacher will cut watermelons.
- Teacher will assist children in counting the number of seeds on each watermelon.
- Child will select the matching watermelon with the same number of seeds.



### Suggestions:

- Laminate for durability.
- Use Velcro on the backs if you want to display on a felt or Velcro board to use this as a large group activity.
- *Watermelon Seed Match* can be used with *Watermelon Numbers*. Children can count the number of seeds on each melon and find the corresponding numbered watermelon to match.
- Give each child a slice of watermelon. After eating the melon match the real seeds to the seeds on the work page (one to one correspondence). Count the number of real seeds on each pictured melon.

# Watermelon Seed Match



## Watermelon Numbers Number Match



### Domain:

- Cognitive, Language

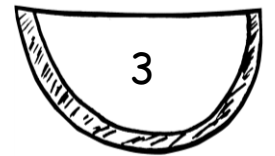
### Objectives:

- Child will demonstrate number concepts to ten.
- Child will rote count to ten.
- Child will match watermelons by number symbols.
- Child will recognize numerals 1-10.
- Child will match seeds to number symbol using *Watermelon Numbers* and *Watermelon Seed Match*.



### Materials:

- *Watermelon Numbers* and *Watermelon Seed Match* reproducible pages



### Instructions:

- Teacher will make two copies of each *Watermelon Numbers* page.
- Teacher will cut individual melons.
- Teacher will assist children in identifying numbers.
- Teacher will present watermelon with number.
- Child will select the matching watermelon with number.
- Child will identify number.



### Suggestions:

- Laminate for durability.
- Use Velcro on the backs if you want to display on a felt or Velcro board to use this as a large group activity.
- Finish this activity with a slice of watermelon for a snack. Save the seeds and have children count and place the correct number of seeds on each numbered watermelon. Seeds may be glued onto the pages if desired.

# Watermelon Numbers Match

