



## Mother Goose Rhymes

Children begin to enjoy listening to songs, poems, and books that have rhyme and word play and learn the words well enough to complete familiar refrains and fill in missing words.

### Domain:

- Language, Cognitive, Gross Motor

### Objectives:

- Child will repeat familiar words and phrases.
- Child will use visual cues to repeat rhyme in proper sequence.
- Child will participate in music and movement activities related to the nursery rhyme.

### Materials:


- *Little Miss Muffet* rebus reproducible
- *Little Miss Muffet* sequencing cards
- Velcro or flannel board

### Instructions:


- Create a set of sequencing cards identical to the rebus read-along sheet. Reproduce on durable paper.
- Cut out figures and laminate. Apply Velcro or some means to adhere to felt or flannel board.
- Use cards as visual cues when introducing the rhyme.
- Repeat rhyme daily using visual cue cards or additional props to help reinforce familiar words and phrases.
- Reproduce a copy of rebus nursery rhyme sheet for each child to send home so that they can share with parents.
- When children are familiar with words and phrases, use sequencing cards in a variety of ways:
  - Allow children to put them in sequence while reciting rhyme.
  - Pass out cards and allow them to put up their cards in order on the board at the appropriate time.
  - Put cards on the floor and allow child to choose the next appropriate card as the rhyme is being repeated.
  - Allow children to use them independently in your story telling or book center.

### Suggestions:

- Introduce a new rhyme each month with your new literary unit, but continue to review previous familiar rhymes.




Little Miss Muffet




Sat on a tuffet



Eating her curds and whey.



Along came a spider



And sat down beside her



And frightened Miss Muffet away.